

KRPT

[STAGE IIIB]

KRYPTON 115

KRYPTON M 105 | 115

KRYPTON F 90 | 100



[CODENAME]

RANGE

KRYPTON

[DISTINGUISHING FEATURES]

UNSTOPPABLE POWER



SAME

DNA:
100% SAME

[illegible]



[SAME
TRACTORS]



The future belongs to those who forge it for themselves.

At the beginning, a dream begins as light and fragile as a seed, at the mercy of what happens around it. To make a dream take root and then bloom, it takes certain special qualities. It takes commitment, determination and vision. It takes brilliant ideas, strong hands that are not afraid to work and a heart filled with passion. It takes creativity, the will to learn, instinct and talent. And time, lots of time.

We know that you can identify with all of this, as have we, since 1927: the year in which Eugenio and Francesco Cassani decided that the time was right to plant the seed of their dream. This was the dawn of a new era in the relationship between man and machine: and their intention was for SAME (Società Accomandita Motori Endotermici) to be a key driving force in the development of Italian agricultural technology. And since then, generation after generation, one innovative idea at a time, this is exactly what SAME has done. Each new project draws from this rich heritage and the forward-looking DNA of SAME, which spurs us on in the continuous pursuit of more efficient engines, more advanced mechanical solutions and superior comfort. Technological solutions conceived to answer the needs of tomorrow's farmer, by a company that has always chosen to forge its own future.

*15679 15679

.96842 96842

KRPT
[STAGE IIIB]



[MISSION]

OVERCOME ANY OBSTACLE.

Steep gradients, restricted spaces and complex tasks. The challenges faced by a crawler tractor are always tough and are constantly changing. And so the Krypton range has evolved in response.

The Krypton, Krypton M and Krypton F boast a series of innovative solutions that rivals will find hard to equal: and now offer more power, even better agility and a revised driver zone for superlative comfort. This has been made possible through continuous SAME research to develop

superior, pioneering technology, founded on decades of experience in this field. The most significant innovations concern the hydraulics, electronics, transmission and crawler track, and have given shape to three machines which set new standards for farming on gradients.

Krypton F



Krypton M



Krypton




TRACK CHAINS



Hardtrack

Les chenilles Hardtrack sont conçues pour les machines à chenilles de 40 à 100 tonnes. Elles sont équipées de gaïres en acier trempé et de godets en acier inoxydable. Elles sont conçues pour résister à l'abrasion et à l'usure.

Les chenilles Hardtrack sont conçues pour les machines à chenilles de 40 à 100 tonnes. Elles sont équipées de gaïres en acier trempé et de godets en acier inoxydable. Elles sont conçues pour résister à l'abrasion et à l'usure.



CRAWLER

Les chenilles Crawler sont conçues pour les machines à chenilles de 40 à 100 tonnes. Elles sont équipées de gaïres en acier trempé et de godets en acier inoxydable. Elles sont conçues pour résister à l'abrasion et à l'usure.

TRACK 40/450



KRYPTON F



KRYPTON M



KRYPTON





90 - 100

- 3-cylinder
- Short Wheelbase
- Width min. 1360 mm – max. 1800 mm
- Distinguishing features: ComfortTrack



105 - 115

- 4-cylinder
- Long Wheelbase
- Width 1800 mm
- Distinguishing features: low centre of gravity / 6 rollers



115

- 4-cylinder
- Long Wheelbase
- Flat platform
- Distinguishing features: Max. weight 6140 kg / 6 rollers

THE ENGINE

A PERFECT FUSION OF POWER AND ECONOMY.



Conceived specifically for farming, the new FARMotion engines deliver outstanding performance and make the Krypton range even more efficient than ever.

The new family of Krypton tractors is powered by FARMotion engines, the renowned range of powerplants developed by SAME specifically for agricultural applications, with remarkable power, torque and fuel economy.

The 90 and 100 models of the F series 90 are equipped with compact three cylinder engines for even greater agility; while the 105 and 115 models of the "M" series, and the Krypton 115 model for open field applications, feature four cylinder engines to take advantage of the inherently outstanding traction capabilities of these machines with even more pulling power. The fuel injection system, with injection pressures up to 2000 bar and 7-hole piezoelectric injectors, turbocharged forced induction with intercooler and viscstatic fan add up to a formidable suite of innovative technological solutions.


Compliance with Stage III B emissions regulations is attained with a maintenance-free DOC catalytic converter alone.

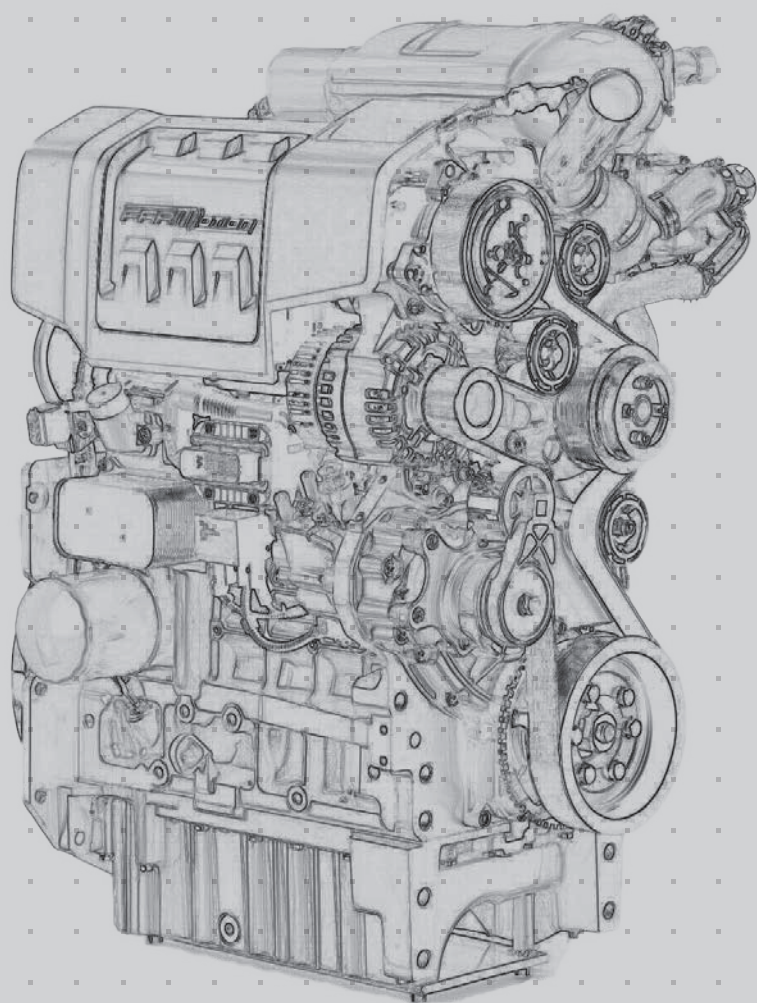
90: 88 HP / 65 kW

100: 97 HP / 71 kW

105: 102 HP / 75 kW

115: 113 HP / 83 kW





Impressive range and efficiency, to let you get the most of out every drop of fuel.

In addition to the extraordinary fuel efficiency of the engine, the new dual fuel also contributes to maximising range. A special connection between the two sections of the fuel tank ensures that every last drop of fuel is picked up effectively, preventing fuel starvation even when working on steep gradients and in contour farming usage.

Under the cowl are a viscstatic fan, an 8" PowerCore air filter (also available with optional dust ejector) and a radiator pack with increased heat exchange surface area.

ENGINE

Capacities are approximate and may vary with engine speed, load, and other factors. Always consult the operator's manual for the most accurate information. Always use proper fueling techniques to avoid spills and ensure safety.

Krypton F / M: 80 L
Krypton: 130 L

Tank capacity



TRANSMISSION AND PTO

MORE CONTROL, MORE
PERFORMANCE. OBJECTIVE
ACHIEVED.

12+12 TRANSMISSION

Speed	min	max
-------	-----	-----

KRPT F	0.43	11.8
--------	------	------


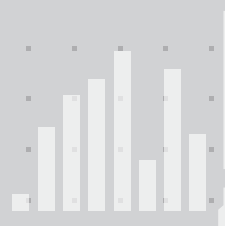
KRPT M	0.38	10.5
KRPT		

16+16 TRANSMISSION

Speed	min	max
-------	-----	-----

KRPT F	1.50	14.2
--------	------	------

KRPT M	1.32	12.5
KRPT		



Levers



Krypton tractors have everything you need for optimum performance and productivity: with a choice of 12+12 speed or 16+16 speed fully synchronised transmission, a PTO offered with 540 + 540 ECO or 540 + 1000 rpm speed modes, and new servo-assisted control levers.

To cater for a wide variety of applications, Krypton tractors come as standard with a 4 speed mechanical main gearbox with 2 ranges, a creeper gear and a synchronised reverse shuttle, for a total of 12+12 speeds. The overdrive option adds a choice of taller ratios, increasing the number of speeds selectable by the driver to 16+16. Also standard on Krypton tractors are a dedicated radiator for the transmission oil and a

synchronised mechanical reverse shuttle.

Both the steering clutches and the wet disc brakes are hydraulically assisted and engaged progressively and independently for each individual track from a pair of ergonomic levers on the dashboard. Pulling either of these levers up to the half-way point operates the respective steering clutches only, while pulling beyond this point also operates the brakes.

PTO
540
540
ECO1000

Efficiency comes as standard.

The PTO comes as standard with an interchangeable output flange shaft and a proportionally engaged electrohydraulic clutch. To give these tractors the versatility to work effectively with any implement, the rear PTO is offered as standard with 540 rpm + 540 ECO speed modes, while a 540 + 1000 rpm PTO is available as an option for M versions and the Krypton 115.



HYDRAULICS

UNBEATABLE IN ANY SITUATION.



The dual hydraulic circuit, with dedicated circuits for the steering clutches and transmission, is a solution conceived for tractors required to work in the most extreme conditions.

The hydraulic system has two separate circuits, each with its own individual pump. The main circuit, for the lift and auxiliary distributors, has a flow rate of 50 l/min, while the secondary system delivers an oil flow of 25 l/min to feed the steering clutches, brakes and PTO clutch, and for the forced lubrication system of the transmission.

The forced lubrication system is crucial for the reliability of the transmission when working on very steep gradients. To feed hydraulically powered implements, Krypton tractors are equipped with 3 double acting distributors as standard. For increased capability, up to 5 distributors are available as an option, for a total of 10 couplers. On F and M versions, two electric deviator valves are used to attain a 10-way rear distributor configuration.

F/M Versions
2 duplicated
couplers at
the front





Il sistema a spinta-tracting permette di collegare e scollegare gli attrezzi in qualsiasi condizione di pressione, anche sotto carico, senza bisogno di manovre complesse o di ausiliari. Questo rende il lavoro più sicuro e veloce, e riduce i tempi di fermo macchina.

Couplers

Connections are key.

All the hydraulic couplers on the tractor are “push-pull” quick-connect couplers. This makes connections to implements quicker and easier to make even when the line is under pressure. The rear lift with Cat. 2 three-point linkage benefits from the legendary reliability and precision of the tried-and-tested SAME SAC (Automatic Control Station).

To cater for the needs of this class of tractor in full, Krypton range tractors have an impressive lift capacity of 2800 Kg.

Il sistema SAC (Automatic Control Station) regola automaticamente la pressione idraulica in base al carico, garantendo la massima efficienza e la massima durata della macchina. Questo rende il lavoro più sicuro e veloce, e riduce i tempi di fermo macchina.

SAC



2800 kg



CRAWLER TRACKS

A DEMONSTRATION OF PURE VERSATILITY.


CRAWLER TRACKS



The crawler tracks are available in a wide variety of variants and configurations: from conventional steel tracks (dry, semi-lubricated or lubricated) to ComfortTrack rubber tracks with steel cores.


F versions are equipped with a 5-roller undercarriage while M versions and the Krypton 115 have a 6 roller undercarriage. On all variants, all the rollers are heavy duty flanged components, designed and built to withstand extremely high loads without failing. Steel track chains are available in widths of 310, 360, 400 and 450 mm, and as dry or semi-lubricated versions. Fully lubricated variants are also available as an option, which, as well as reducing power absorption and wear, are also significantly quieter.

Krypton F
5 ROLLERS
Pressed steel track guards




37/310
37/360
37/400
37/450

**Krypton
Krypton M**
6 ROLLERS
Pressed steel track guards



40/450

**Krypton
Krypton M**
6 ROLLERS
Cast iron track guards
(300 kg)



40/450

CRAWLER TRACKS

ComfortTrack: a new concept of driving pleasure.

For unparalleled comfort, the tractor may be equipped with 400 mm wide ComfortTrack rubber crawler tracks with steel core. These tracks reduce soil damage and, in the case of the Krypton F, allow the tractor to be driven on public roads without using protective crawler pad shoe covers. Engineered and manufactured with advanced technology, ComfortTrack tracks have also undergone severe testing in real-world conditions

to ensure extraordinary reliability and performance.

A solution with zero drawbacks and nothing but advantages.

Whatever the track type chosen, SAME Krypton tractors boast an impressive ground contact area to offer traction performance comparable to much more powerful wheeled combined with significantly lower soil pressure. This significantly reduces soil compaction while offering unparalleled flotation.



ROLLERS



THE DRIVER ZONE

THE ESSENCE OF COMFORT AND ORDER.

A modern, rational layout and levels of comfort that would have been unthinkable on a previous generation crawler tractor.



These tractors match many wheeled tractors today in terms of driver comfort; with the platform isolated from the vibration produced by the engine and transmission by 4 Silentblock mounts, and a seat with effective mechanically sprung suspension.

The Krypton 115 is also available with an optional seat with air suspension.

COMFORT 90/100



Outstanding ergonomics.

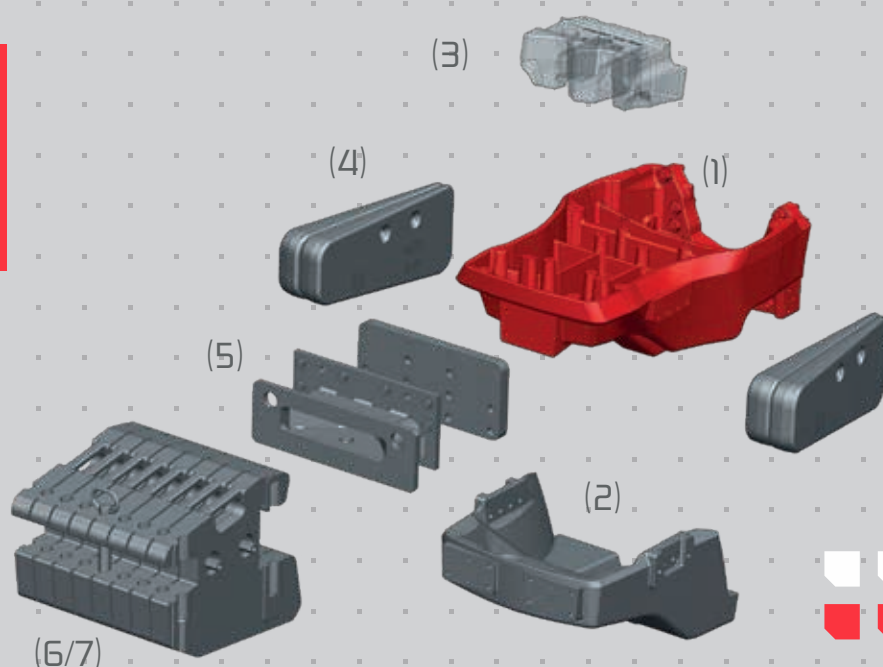
The layout of the controls applies the latest concepts in ergonomics. The controls for the primary functions of the machine are organised rationally on the dashboard and on the right hand console, leaving plenty of uncluttered space for the driver to move freely. The anti-glare screen and well-defined indicator lights meant that the instrument panel is fully visible in all light conditions.



BALLAST

TOTAL FLEXIBILITY

BALLAST



THE TRACKS ARE THE ONLY ELEMENTS TO REMAIN THE SAME IN ALL THE KRPT MODELS. THE TRACKS ARE THE ONLY ELEMENTS TO REMAIN THE SAME IN ALL THE KRPT MODELS.

THE TRACKS ARE THE ONLY ELEMENTS TO REMAIN THE SAME IN ALL THE KRPT MODELS. THE TRACKS ARE THE ONLY ELEMENTS TO REMAIN THE SAME IN ALL THE KRPT MODELS.


A huge range of possibilities for fitting ballast and connecting to implements.



All versions of the Krypton range are available with modular front ballast weights. 4 cylinder models are also available with optional cast iron track guards for an additional 300 kg of ballast weight. These are mounted over the new higher load track tensioner spring, which eliminates the risk of the track walking off, even when working on very steep gradients in high load conditions.

[1]	Front carrier - 218 Kg
[2]	Integrated front ballast weight - 160 Kg
[3]	Inner ballast weight - 40 Kg
[4]	Front lateral ballast weights - 120 Kg
[5]	Front ballast carrier
[6]	4 front ballast weights - 160 Kg
[7]	8 front ballast weights - 320 Kg






For even greater versatility, the rear carrier for the drilled bar is settable in three different heights. The rear 3-point linkage may be equipped with practical quick hitches as an option instead of the conventional lower link ends fitted as standard.

All tractors come as standard with a front tow hook and a Cat. A CUNA rear tow bar - the latter of which also available as a "long" variant for M versions and open field models.





[CODENAME]

KRYPTON

SPECIFICATIONS

		115
ENGINE		
Model		FARMotion
Emissions compliance		Stage III B
Manufacturer		SDF
Cylinders/capacity	No./cc	4/3.849
Induction		Turbo intercooler
Injection		Common Rail
Maximum power at 2,000 rpm	kW/HP	83/113
Rated power @ 2,200 rpm	kW/HP	79/107
Max. torque @ 1,600 rpm	Nm	435
Torque rise	%	28
Viscous/clastic cooling fan		▲
8" air filter with dust ejector (PowerCore)		▲
Fuel tank capacity	Litres	130
SHUTTLE		
Synchronised mechanical reverse shuttle		▲
4-SPEED MECHANICAL GEARBOX		
Number of speeds with supercreeper gear	No.	12+2
Min.-max. speeds with supercreeper gear	Km/h	0.38-10.5
Number of speeds with OverDrive	No.	16+16
Min.-max. speeds with overdrive	Km/h	1.32-12.5
REAR PTO		
Multiplate wet clutch		▲
PTO 540/540ECO - 540/1000		▲/O
BRAKES AND STEERING		
Multi-plate wet lateral steering clutches		▲
Wet band steering brakes		▲
Pedal operated service brake		▲
LIFT		
Mechanically controlled rear lift		▲
Rear lift capacity	kg	3170
Fixed / auto-hitch link arms		▲/O
HYDRAULIC SYSTEM		
Pump output	l/min	50+25
Rear auxiliary hydraulic distributors	No. of ways	6/10
PLATFORM		
Suspended on silent-block mounts		▲
Fixed 4-post ROPS		▲
Sunshade roof		O
Lateral transmission levers		▲
Driver seat with mechanically sprung/air sprung suspension		▲/O
Provision for after-market cab		O
CRAWLER TRACKS		
Dry / lubricated track chains		▲/O
Pressed steel/cast track guards		▲/O
Wet rollers and track tensioner wheels		▲
Track carrier rollers	No.	6/1
Shoes per track/shoe width	No./ mm	40/450
Track shoe width	mm	450
DIMENSIONS AND WEIGHTS (for steel tracks)		
Max. length with link arms	mm	3550
Width	mm	1800
Track	mm	1350
Max height at ROPS	mm	2390
Ground clearance		210
Wheelbase	mm	1850
Weight without ballast	kg	5260
Weight with maximum permitted ballast	kg	6140

- ▲ STD
- OPT
- Not available

[CODENAME]

KRYPTON M

SPECIFICATIONS

		105	115
ENGINE			
Model		FARMotion	FARMotion
Emissions compliance		Stage III B	Stage III B
Manufacturer		SDF	SDF
Cylinders/capacity	No./cc	4/3849	4/3849
Induction		Turbo intercooler	Turbo intercooler
Injection		Common Rail	Common Rail
Maximum power at 2000 rpm	kW/HP	75/102	83/113
Rated power @ 2200 rpm	kW/HP	71.5/97	79/107
Max. torque @ 1600 rpm	Nm	408	435
Torque rise	%	32	28
Viscous cooling fan		▲	▲
8" air filter with dust ejector (PowerCore)		▲	▲
Fuel tank capacity	Litres	95	95
SHUTTLE			
Synchronised mechanical reverse shuttle		▲	▲
4-SPEED MECHANICAL GEARBOX			
Number of speeds with supercreeper gear	No.	12+12	12+12
Min.-max. speeds with supercreeper gear	km/h	0.38-10.5	0.38-10.5
Number of speeds with OverDrive	No.	16+16	16+16
Min.-max. speeds with overdrive	km/h	1.32-12.5	1.32-12.5
REAR PTO			
Multiplate wet clutch		▲	▲
Servo-assisted electrohydraulic operation		▲	▲
PTO 540/540ECO - 540/1000		▲ / O	▲ / O
BRAKES AND STEERING			
Multi-plate wet lateral steering clutches		▲	▲
Wet band steering brakes		▲	▲
Pedal operated service brake		▲	▲
LIFT			
Mechanically controlled rear lift		▲	▲
Rear lift capacity	kg	3170	3170
Fixed / auto-hitch link arms		▲ / O	▲ / O
HYDRAULIC SYSTEM			
Pump output	l/min	50+25	50+25
Rear auxiliary hydraulic distributors	No. of ways	6/10	6/10
Belly auxiliary hydraulic distributors (duplicated by rear distributors)	No. of ways	2	2
PLATFORM			
Suspended on silent-block mounts		▲	▲
Folding ROPS / 4-post fixed ROPS		▲ / O	▲ / O
Sunshade roof		O	O
Lateral transmission levers		▲	▲
Provision for after-market cab		O	O
CRAWLER TRACKS			
Dry / lubricated track chains		▲ / O	▲ / O
Pressed steel/cast track guards		▲ / O	▲ / O
Wet rollers and track tensioner wheels		▲	▲
Track carrier rollers	No.	6/1	6/1
Shoes per track/shoe width	No./ mm	40/450	40/450
Footprint area	cm ²	16650	16650
DIMENSIONS AND WEIGHTS (for steel tracks)			
Max. length with link arms	mm	3550	3550
Width	mm	1800	1800
Track	mm	1350	1350
Max height at ROPS	mm	2760	2760
Ground clearance	mm	210	210
Wheelbase	mm	1850	1850
Weight without ballast	kg	5080	5080
Weight with maximum permitted ballast	kg	5880	5880

▲ STD

O OPT

- Not available

[CODENAME]

KRYPTON F

SPECIFICATIONS

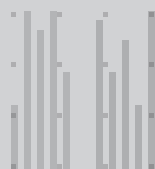
		90			100	
		C	N	L	N	L
ENGINE						
Model		FARMotion	FARMotion	FARMotion	FARMotion	FARMotion
Emissions compliance		Stage III B	Stage III B	Stage III B	Stage III B	Stage III B
Manufacturer		SDF	SDF	SDF	SDF	SDF
Cylinders/capacity	No./cc	3/2887	3/2887	3/2887	3/2887	3/2887
Induction		Turbo intercooler	Turbo intercooler	Turbo intercooler	Turbo intercooler	Turbo intercooler
Injection		Common Rail	Common Rail	Common Rail	Common Rail	Common Rail
Maximum power at 2000 rpm	kW/HP	65/88	65/88	65/88	71/97	71/97
Rated power @ 2200 rpm	kW/HP	61.7/84	61.7/84	61.7/84	67/91	67/91
Max. torque @ 1600 rpm	Nm	354	354	354	369	369
Torque rise	%	32	32	32	27	27
Conventional cooling fan		▲	▲	▲	▲	▲
8" air filter with dust ejector (PowerCore)		▲	▲	▲	▲	▲
Fuel tank capacity	Litres	95	95	95	95	95
SHUTTLE						
Synchronised mechanical reverse shuttle		▲	▲	▲	▲	▲
4-SPEED MECHANICAL GEARBOX						
Number of speeds with supercreeper gear	No.	12+12	12+12	12+12	12+12	12+12
Min.-max. speeds with supercreeper gear	km/h	0.43-11.8	0.43-11.8	0.43-11.8	0.43-11.8	0.43-11.8
Number of speeds with OverDrive	No.	16+16	16+16	16+16	16+16	16+16
Min.-max. speeds with overdrive	km/h	1.50-14.2	1.50-14.2	1.50-14.2	1.50-14.2	1.50-14.2
REAR PTO						
Multiplate wet clutch		▲	▲	▲	▲	▲
Servo-assisted electrohydraulic operation		▲	▲	▲	▲	▲
PTO 540/540ECO		▲	▲	▲	▲	▲
BRAKES AND STEERING						
Multi-plate wet lateral steering clutches		▲	▲	▲	▲	▲
Wet band steering brakes		▲	▲	▲	▲	▲
Pedal operated service brake		▲	▲	▲	▲	▲
LIFT						
Mechanically controlled rear lift		▲	▲	▲	▲	▲
Rear lift capacity	kg	3170	3170	3170	3170	3170
Fixed / auto-hitch link arms		▲ / O	▲ / O	▲ / O	▲ / O	▲ / O
HYDRAULIC SYSTEM						
Pump output	l/min	50+25	50+25	50+25	50+25	50+25
Rear auxiliary hydraulic distributors	No. of ways	6/10	6/10	6/10	6/10	6/10
Belly auxiliary hydraulic distributors (duplicated by rear distributors)	No. of ways	2	2	2	2	2
PLATFORM						
Suspended on silent-block mounts		▲	▲	▲	▲	▲
Folding ROPS / 4-post fixed ROPS		▲ / -	▲ / -	▲ / O	▲ / -	▲ / O
Sunshade roof		-	-	O	-	O
Lateral transmission levers		▲	▲	▲	▲	▲
Provision for after-market cab		O	O	O	O	O
CRAWLER TRACKS						
Semi-lubricated track chains		▲	▲	▲	▲	-
Dry / lubricated track chains		-	-	-	-	▲ / O
Pressed steel track guards		▲	▲	▲	▲	▲
Wet rollers and track tensioner wheels		▲	▲	▲	▲	▲
Track carrier rollers	No.	5/1	5/1	5/1	5/1	5/1
Shoes per track	No./ mm	37/310	37/360	37/400	37/360	37/450
Footprint area	cm²	10230	11880	13200	11880	14850
ComfortTrack rubber track chains (400 mm)		-	O	-	O	-
DIMENSIONS AND WEIGHTS (for steel tracks)						
Max. length with link arms	mm	3420	3420	3420	3420	3420
Width	mm	1360	1460	1750	1460	1800
Track	mm	1050	1100	1350	1100	1350
Max height at ROPS	mm	2630	2630	2630	2630	2636
Ground clearance	mm	204	204	204	204	210
Wheelbase	mm	1650	1650	1650	1650	1650
Weight without ballast	kg	4260	4310	4590	4310	4710
Weight with maximum permitted ballast	kg	4760	4810	5250	4810	5370

- ▲ STD
- OPT
- Not available


KRPT

[STAGE IIIB]

KRYPTON 115
KRYPTON M 105 | 115
KRYPTON F 90 | 100




The technical data and images contained herein are indicative only. SAME reserves the right to modify its products at any time without prior notice.
Cod. 308.8382.3-1-0 09/2019



Area dealer

To find out more, visit [same-tractors.com](https://www.same-tractors.com) or talk to you dealer.



SAME is a brand of  SDF