



[CODENAME]


VIRTUS

STAGE V


115 | 125 | 135
Powershift - RVshift*



SAME



Some tractors are created for heavy duty work and some for transport duty, while others are conceived for jobs with a PTO or front loader. Very few can answer the needs of all of these applications: the SAME Virtus is one of these machines.



[MISSION]

THE EFFICIENCY YOU EXPECT FROM A VIRTUS OF THE FUTURE.

Some tractors are created for heavy duty work and some for transport duty, while others are conceived for jobs with a PTO or front loader. Very few can answer the needs of all of these applications: the SAME Virtus is one of these machines.

MISSION



Farmers and agricultural contractors have always recognised the Same Virtus as the definitive multi-role tractor. Since the first generation launched in 2013, the Virtus has always been built specifically to deliver extraordinary efficiency and productivity in a very broad spectrum of applications. The versatile genuine all-rounders are now available with the RVshift transmission with full automatic powershift (APS) function.

The new Virtus Stage V employs state of the art technological solutions to ensure unparalleled versatility in all possible conditions, such as a revised hydraulic system with 120 l/min load sensing pump, available in configurations with up to 10 rear and 2 front couplers.

Offered in a choice of three models, the new Virtus family is powered by the brand new FARMotion 45 engines with maximum power outputs from 116 to 143 HP (incl. boost).

Function goes hand-in-hand with eye-catching looks with the Virtus family, with a unique design and features such as the completely redesigned cowl for maximised steering angle and forward visibility, especially when manoeuvring with a front loader. The new Virtus family also boasts integrated SDF Smart Farming Solutions, which open the door to a host of new digital services allowing today's farmer to work more rapidly and more precisely than ever, optimising productivity.



DESIGN


ATTRACTIVE, FUNCTIONAL DESIGN.




Design should never be just an exercise in style. Every line of the SAME Virtus Stage V was conceived with maximise efficiency and functionality in mind, to contribute to the extreme versatility of these machines.

SAME has always been renowned for creating designs that are visually appealing while accentuating the usability and efficiency of the functions of the machine itself. The revised SAME Virtus family continues this tradition, introducing a single piece bonnet with an all-new design which offers class-topping forward visibility. This was made possible by the extraordinary compactness of the engine, which contributes to the extreme agility of these machines when manoeuvring in cramped spaces, especially when working with a front loader.

DESIGN



THE NEW VIRTUS IS A COMPLETELY
 REDESIGNED TRACTOR WITH A NEW
 DESIGN LANGUAGE AND A NEW
 PROFILE. THE NEW VIRTUS IS A
 COMPLETELY REDESIGNED TRACTOR
 WITH A NEW DESIGN LANGUAGE
 AND A NEW PROFILE. THE NEW
 VIRTUS IS A COMPLETELY
 REDESIGNED TRACTOR WITH A
 NEW DESIGN LANGUAGE AND A
 NEW PROFILE.



THE NEW VIRTUS IS A COMPLETELY
 REDESIGNED TRACTOR WITH A NEW
 DESIGN LANGUAGE AND A NEW
 PROFILE.

THE NEW VIRTUS IS A COMPLETELY
 REDESIGNED TRACTOR WITH A NEW
 DESIGN LANGUAGE AND A NEW
 PROFILE.

THE NEW VIRTUS IS A COMPLETELY
 REDESIGNED TRACTOR WITH A NEW
 DESIGN LANGUAGE AND A NEW
 PROFILE.

THE NEW VIRTUS IS A COMPLETELY
 REDESIGNED TRACTOR WITH A NEW
 DESIGN LANGUAGE AND A NEW
 PROFILE.

High performance road and work lights integrated perfectly into the design of SAME Virtus means that these tractors can work uninterruptedly around the clock in total safety. Four LED headlamps incorporated seamlessly into the bonnet dominate a completely redesigned grille inspired by the design language of SAME's newest model ranges. The eye-catching new profile of the cab roof also includes a lighting pack consisting of an impressive 12 LED work lights (6 front and 6 rear), ensuring brilliant all-round

illumination for working effectively even in poor light conditions.

This is just one of the ways how the design of the new Virtus family effectively helps maximise performance.

Design also plays a key role in improving comfort, translating to less stress for today's farmer and agricultural contractor, whose job entails a wide range of different tasks that always demand the utmost efficiency.





ENGINE

FARMOTION 45: THE PERFECT COMBINATION OF PERFORMANCE AND FUEL ECONOMY.



The 4-cylinder FARMotion 45 engine deliver all the power you need while consuming less fuel than ever and meeting all the requirements of the Stage V emissions standard.

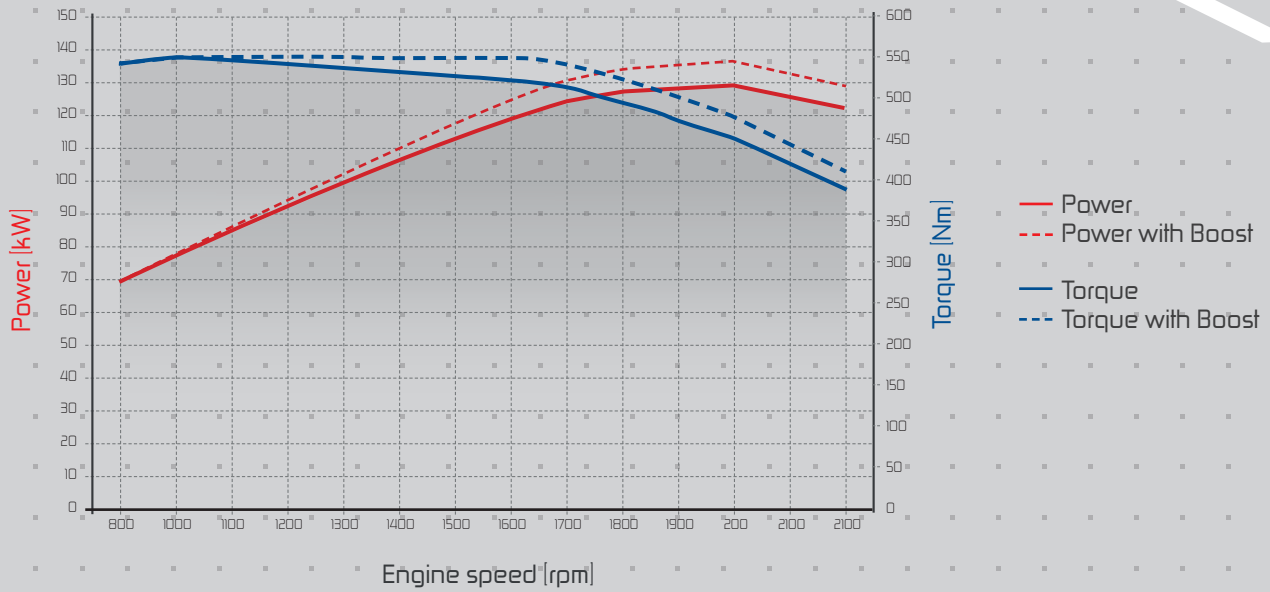
The remarkable strengths of the FARMotion engine have made it the mainstay of the entire SAME range. The four cylinder configuration of this engine powering the Virtus is extraordinarily compact, making it possible to optimise space usage on these machines to ensure crucial characteristics such as excellent forward visibility and generous steering angles. Lower fuel consumption and noise emissions, on the other hand, have a beneficial impact on productivity and general operator comfort on board the tractor. Every single part of the FARMotion engine (such as the cylinders and heads) is conceived for superior reliability and ease of access for routine maintenance.



Max power with Boost

115:	126 HP	/	93 kW
125:	136 HP	/	100 kW
135:	143 HP	/	105 kW

VIRTUS 135 RVSHIFT



The FARMotion embodies the latest generation in engine technology, even in terms of the structure of the powerplant itself, with an advanced combustion chamber design with a cylinder sleeve thickness optimised to reduce vibration and increase cavitation resistance while also minimising wear and fatigue caused by mechanical and thermal strain.

The electronic control system of the FARMotion 45 engines manages the functions of the 2000 bar common rail injection system, the e-Visco fan and, on 125 and 135 models, even the vane geometry of the VTG turbocharger; advanced technological solutions conceived to meet the needs for torque and power of today's agricultural machine.

ENGINE



POWERSHIFT TRANSMISSION

VERSATILITY FOR ALL.

- ■ The wide choice of transmission configurations offered also contributes to the versatility of the Virtus family. A transmission with 5 speed mechanical gearbox and 3-stage powershift is available for the user who prefers to select ratios manually.

TRANSMISSION

For a more traditional configuration, customers can opt for an easy-to-use but equally functional mechanical gearbox with 3-stage Powershift. This configuration offers 30 speeds in both directions and a top speed of 40 Km/h attained at an engine speed of just 1780 rpm, maximising both economy and operator comfort during road transport use. Opting for the version with supercreeper doubles the total number of ratios available (60+60) and lets the tractor work at groundspeeds as low as approximately 100 m/h. The Powershift transmission equipping Virtus tractors is actuated by proportional solenoid valves to ensure smooth, jolt-free shifting, making even the most demanding job more comfortable and stress-free.

This transmission variant also features SpeedMatching, a function which automatically selects the most suitable Powershift stage for the current groundspeed whenever the driver shifts the manual gearbox. Another important feature is APS (Automatic Powershift), which selects Powershift stages completely automatically in relation to engine load and draft force. To enable APS, simply press the relative button on the right hand console, then use the dial to set the sensitivity of the function itself.

IN ORDER TO OBTAIN AN
EXACT COPY OF THE
MANUALS IN ALL THE
LANGUAGES AND IN ALL THE
COUNTRIES PLEASE CONTACT
THE LOCAL DISTRIBUTOR






The Powershift transmission equipping SAME Virtus tractors is a complete package which also includes a PowerShuttle hydraulic reverse shuttle for changing direction seamlessly while on the move with no interruption in torque delivery to the wheels.

The PowerShuttle offers a choice of 5 user-selectable responsiveness levels for direction inversion manoeuvres, a feature that is particularly useful, for instance, when working with a front loader, where using the least aggressive setting significantly reduces the risk of sudden jolting which could compromise the stability of the load handled to improve overall safety.

Another indispensable feature for working with a front loader is the Stop&Go function, which lets the operator stop and hold the tractor and set off again smoothly using the brake pedals only and without using the clutch pedal.



POWERSHIFT





RVSHIFT TRANSMISSION

SIMPLICITY AND EFFICIENCY FOR ALL.



The RVshift transmission offers numerous key features to make your job simpler, such as an intuitive controller joystick, a choice of work and transport modes and the full automatic powershift (APS) function, which is available in all ratios. It allows also to reach a max speed of 50 kph, to be even faster on the next task.

SAME Virtus tractors are now available with the all-new RVshift transmission, an automatic transmission controllable entirely from a single joystick interface. This is a Full Powershift transmission concept with a total of 20 + 16 speeds, boasting an intelligent transmission management system ensuring rapid, smooth shifts and unrivalled levels of comfort.

Two versions of controller joystick for the RVshift transmission are available, with different functions.

In the standard configuration, the joystick controls shifts and the cruise control function, while the most complete configuration includes 3 additional buttons and a thumbwheel controller which can be assigned to any function required by the operator. These can be used to duplicate the controls for any electronically managed function, such

as, for example, the reverse shuttle, lift or engine speed memory selection controls.

The RVshift transmission offers a choice of "work" and "transport" modes selectable from a specific button on the armrest. These two modes, which can be set freely by the operator at any time, configure the behaviour of the transmission at the press of a button for use in the field or for driving on the road. For example, before driving back home by road after completing a job in the field, all the operator has to do is press a single button to switch from "work" to "transport" transmission mode. An intelligent solution making your job both quicker and simpler. Also available is the Stop&Go function, which, for the RVshift, now offers a choice of 3 different operating modes.



The RVshift transmission equipping the Virtus family also features 2 ranges (normal and Heavy Duty) for optimising draft force in relation to the task. In all speeds from 1st to 15th, the transmission switches automatically between ranges in response to tractor load. The Heavy Duty range can also be selected manually from a specific button on the right hand console in the cab.

The RVshift transmission also includes the Automatic Powershift function. This is an automatic transmission management function enabled by pressing the APS button on the armrest, which selects ratios automatically in relation to engine speed, vehicle speed and load. The last driving mode in use can also be stored in memory when the tractor is switched off and recalled automatically the next time the tractor is started.

Single shift
(single input on joystick)



Sequential shift
(hold joystick)



Multiple shift
(single input on joystick with consent button)



Multiple sequential shift
(hold joystick with consent button)



RVSHIFT





AXLES AND BRAKES

SAFETY AND RELIABILITY.



Engineered and built by SDF, these axles have been specifically developed for tractors in the 115 to 145 HP class.

Boasting 4WD and differential locks, these axles are conceived to ensure sure-footed grip and traction in all possible conditions. Both 4WD and the differential lock are electro-hydraulically engaged, and can also be managed entirely automatically by the ASM function. SAME Virtus tractors are also available with a suspended front axle. This axle features a hydraulic suspension system, which can be disabled quickly

and simply directly from the driver seat to lock the axle when needed.

The suspended front axle available for Virtus tractors increases operator comfort and improves not only the safety and stability of the tractor, but also the stability of any front-mounted implement, letting you achieve even better results at work.



All SAME Virtus models come as standard with true all-wheel braking, with brakes on all 4 wheels. Powershift models are equipped with a conventional hydraulic brake master cylinder, while RVshift models feature a booster brake master cylinder delivering even more braking performance with less pedal effort, improving both safety and operator comfort. In case of a malfunction of the braking system, an accumulator ensures a sufficient pressure reserve to allow for 10 further brake applications.

Virtus tractors can also be equipped with the innovative HEB hydraulic engine brake

function for increased safety during road transport usage, especially when driving downhill. This system lets the operator slow the tractor or maintain a constant speed when driving downhill without using the service brakes.

But that's not all. Virtus RVshift models are also equipped with the HPB hydraulic parking brake. This is a combined mechanical-hydraulic system which applies constant pressure to the rear disc brakes to ensure effective, safe braking action even on very steep gradients.





PTO AND LIFT

EXTRAORDINARY POWER AND PRECISION.



The versatility of the PTO and performance of the lift are crucial for the multi-role capability of a tractor. The SAME Virtus excels in both of these areas.



PTO



SAME Virtus tractors are born to tackle many different tasks around the farm. The choice of PTO configurations offered has to ensure the versatility needed to work with a wide variety of different implements. This is why Virtus tractors are available with up to 4 different PTO speed modes (540, 540 ECO, 1000 and 1000 ECO) plus ground speed PTO and with easily interchangeable output stub shafts. The PTO is engaged progressively by an electro-hydraulically controlled independent multi-disc wet clutch, for smooth engagement and release. The AUTO function engages and disengages the PTO automatically in relation to the position of the lift and, as a result, the height of the implement connected to the three-point linkage. This function is factory-set to 50% of maximum lift height, but can also be configured from the iMonitor. A 1000 rpm front PTO is also available as a factory-installed option.



SAME rear lifts have always been renowned as among the best the market has to offer in terms of control precision. The Virtus Stage V family continues this tradition with a completely electronically controlled rear lift, which is complemented to perfection by the AUTO PTO function to maximise performance in all possible conditions.


This is a lift designed and built to ensure superior comfort and safety, with solutions such as the anti-dumping function which attenuates oscillation produced by mounted implements.

Maximum lift capacity is 5000 Kg in the standard configuration, which can be increased to 7000 Kg by equipping the tractor with optional supplementary lift cylinders.

A 3000 Kg front lift operated from either a mechanical or an electronic controller is also available as an option.



5000 Kg
7000 Kg
with optional
cylinders



REAR LIFT





HYDRAULICS


A MODULAR HYDRAULIC SYSTEM.



A multi-role tractor must always be ready to tackle different tasks and switch from one application to another with minimal downtime. This is why the tractors of the new SAME Virtus family are offered with a highly modular hydraulic system.

Mechanised farming operators can choose a SAME Virtus Stage V tractor with a wide choice of hydraulic system configurations to cater for the increasingly demanding needs of modern implements in terms of hydraulic oil flow and number of distributors.

The entry level variant equipping the Virtus 115 Powershift is offered with a hydraulic system with up to 90 litres/minute, with 6 rear couplers with conventional mechanical control. The addition of a two-way low flow rate (25 l/min) ON/OFF distributor operated electrically from the cab increases the number of rear couplers available to 8. This is a particularly useful feature for operating implements which require continuous flow regulation (such as tillers with three-way hydraulic couplings).





All RVshift as well as the Powershift 125 and 135 models are available with single pump or load sensing pump hydraulic system configurations with flow rates of 90 or 120 litres/minute respectively and 6 to 8 rear couplers with mechanical and electronic controls and flow regulator. These models can also be equipped with an additional electrically controlled 2-way low flow rate (25 l/min) ON/OFF distributor to increase the number of rear couplers available to 10, while timer and flow rate control functions are available for each electronically controlled high-flow distributor. All configurations are also available with the "Power Beyond" function, which allows the entire pressurised oil flow from the pump of the tractor to be used feed the hydraulic motors of the implement.



Il sistema idraulico è progettato per essere installato su tutti i modelli di trattori con cambio meccanico e elettronico. È possibile equipaggiare il trattore con un distributore a 2 vie a basso flusso (25 l/min) controllato elettronicamente per aumentare il numero di accoppiatori posteriori a 10. Sono disponibili anche funzioni di controllo del tempo e del flusso per ogni distributore a alto flusso controllato elettronicamente. Tutte le configurazioni sono anche disponibili con la funzione "Power Beyond", che consente di utilizzare l'intero flusso di olio pressurizzato dalla pompa del trattore per alimentare i motori idraulici dell'implemento.

120 l/min
Load Sensing

Up to 10 rear outlets.

HYDRAULICS





DRIVING POSITION

TOPVISION CAB. EYE-CATCHING DESIGN ON THE OUTSIDE. SUPERIOR ERGONOMICS AND COMFORT INSIDE.



The 4-pillar TopVision cab boasts the levels of comfort and functionality you'd expect in a more expensive tractor. This is a fully fledged control centre offering a relaxed working environment and a clear all-round view for negotiating obstacles and cramped spaces with complete peace of mind.

The new TopVision cab of the SAME Virtus Stage V family is offered as three spec variants: TopVision, TopVision+ and TopVision^{PRO}

The TopVision version (available for the Virtus 115 Powershift) is suspended on innovative Hydro Silent-Block mounts, which reduce vibration transmitted to the operator by 40% compared with conventional silent blocks.

Once on board, you're immediately welcomed by a sense of comfort and space, with a rake and reach adjustable steering wheel and multi-way adjustable seat letting operators of any stature find the perfect driving position. The ergonomically designed gear lever with

bowden cable linkages ensures even smoother, precise shifts. The cab can also be equipped with a mount for an additional monitor, a passenger seat, a radio DAB+ unit and USB ports. The electronic battery master switch in the cab is situated on the left hand side of the dashboard, for easy access even from outside the tractor.

The next level up is the TopVision+ (for Virtus 125-135 Powershift models), with an all-new layout for both the left and right hand consoles (with a choice of either an oddments storage compartment or a refrigerator box powered from a 12V socket), and is equippable with heated telescoping external rear view mirrors



■ Basic armrest



■ Advanced armrest

and a rear screen with demist function. For even greater comfort, this cab can be equipped with mechanical suspension instead of the standard Hydro Silent-Block mounts. In addition to the content of the TopVision+ cab, the range-topping TopVision^{Pro} version (on all

RVshift models) also features a multifunction armrest, a new dashboard design and the InfoCentre^{Pro} instrument with 5" colour display letting the operator access and set all the functions of the tractor quickly and simply.



DRIVING POSITION



SDF SMART FARMING SOLUTIONS

AGRICULTURE 4.0: FULLY CONNECTED.

The tractors of the new Virtus family offer class-beating technology, letting you get on with your work with even more intelligent solutions. Automated guidance systems maximise operator comfort. The tractors may be equipped as an option with the most advanced and sophisticated auto-guidance and telemetry systems. Centimetre precision avoids wasteful overlapping, saving fuel, reducing component wear and minimising use of the tools necessary for production. The connectivity solutions offered by SAME make interaction between the office and machinery even simpler. The new SDF Fleet Management suite puts the user in total control of the new Virtus. The application lets the owner keep track of the position of the tractor in real time, wherever it is. SDF Fleet Management can also be used as an effective tool for planning maintenance, by making use of its notification functions, and for acquiring data relative to performance and fuel consumption. With the SDF Fleet Management application, dealers can always assist drivers in case of any upcoming issues that may occur. This reduces downtime and increases operation reliability of customer's machine.

iMonitor - an innovative terminal putting the driver in total control of the machine.

IMONITOR:

The iMonitor is the central control element and comes along with updated graphics for a new user experience that is now even more simple and intuitive to use. A 8" monitor sizes is available, allowing the driver to manage all the most important functions of the machine, such as tractor settings, guidance, ISOBUS implement control and data management.

You can split the screen into different fields to display dedicated functions, while an effective anti-glare coating ensures that all the information are clearly visible. State of the art touch screen operation makes it even more comfortable. Intuitive and immediate usability are crucial given the large number of functions controllable from the terminal. Support functions such as quick guides and icon tooltips, combined with a clear menu structure ensure simple, intuitive usage. And if the operator still has any doubts on the functions of the interface, these can be resolved quickly by using the remote support function. iMonitor is a highly practical interface connecting the driver, tractor, implement and office. Besides a huge number of features available already as standard, it is even possible to unlock further functions and by this increase also level of usability - such as the XTEND function which allows screens to be extended onto external tablets.

Modern auto-guidance systems not only improve productivity by reducing driver stress, they also offer significant time savings by ensuring greater precision during work in the field. The SDF Guidance application enables the driver to work comfortable and always at highest precision.

SR20.

SR20 is a new GNSS auto-steering receiver designed for highest accuracy and performances in field. It is capable for the reception of all important satellite systems (GPS, GLONASS, GALILEO, QZSS and Beidou) to achieve reliable satellite tracking for consistent accuracy during all conditions. As the hardware contains as standard a 3-axis gyroscope for detecting smallest movements, its accuracy level can easily be upgraded e.g. from DGPS corrections like Egnos to RTK.


ISOBUS.

Electronics increase the safety, precision and efficiency of agricultural machinery. With ISOBUS, the operator can now control all compatible implements from a single monitor (UT). The iMonitor can be used as a central controller for all ISOBUS applications and for managing a wide variety of operations. Many functions are available without activating a license: such as assigning AUX (AUX-N) functions, automatic switching of up to 200 sections (TC-SC) and processing application maps (TC-GEO).

AUTO TURN.

In combination with performance steering the Virtus Stage V offers optionally the AUTO-TURN feature. After activation the tractor automatically turns on the headlands which relieves the driver, reduces the time on the headland and gives the possibility to monitor and optimise the implement.





STATE OF THE ART TECHNOLOGY FOR TOTAL CONNECTIVITY.



Optimise operations. Increase efficiency. Linking machines, to the office and to any other external sources simplifies various work processes. SDF Smart Farming Solutions offer practical solutions for managing key data and staying connected at all times. The user is completely free to make his own choices and decisions at any time, while all data remain the sole property of the user.



SDF Fleet Management



With the new SDF Fleet Management application, SDF offers customisable solutions for the real-time management of key data concerning the operation of the machine. Our clients benefit significantly from being in total control of their machines and from the ability to manage a host of vital data, such as tracking data relative to activities. The SDF Fleet Management suite of applications is the centralised control interface for analysing telemetry data from SAME machines. Tractor data are transmitted in real time over a mobile internet connection to the application, which allows users to analyse, monitor and even optimise the use of their machinery. The “map” view shows the location and status of machines or an entire fleet, and can also display historical data. On request, you can set up virtual fences to receive warnings if a machine leaves the area. Error messages may be forwarded to the technical support team of the dealership, and used to predict failure and reduce unnecessary machine down time. Thanks to the Remote Support application, dealers can easily gain access to the iMonitor after drivers permission to assist for eventual upcoming operational questions or issues.



SDF Data Management



Efficient Data Management is becoming increasingly important to optimise work processes for farm and field management. SDF uses standard file formats like shape or ISO-XML for more reliable data exchange. This allows users to keep track of what is going on at all times with coherent data transferred in a coordinated manner.





my-agrirouter.com

AGRIROUTER IS A UNIVERSAL PLATFORM PERMITTING RELIABLE AND NEUTRAL DATA EXCHANGE BETWEEN A WIDE VARIETY OF DIFFERENT TERMINALS. THE PLATFORM SIMPLIFIES DATA EXCHANGE AND, THEREFORE, WORK PROCESSES, REDUCING OFFICE WORKLOAD AND IMPROVING ECONOMIC EFFICIENCY, FREEING UP VALUABLE TIME FOR OTHER ACTIVITIES. AS A NEUTRAL DATA EXCHANGE PLATFORM, THIS IS A SOLUTION TO ONE OF THE BIGGEST HURDLES FOR DIGITALISATION IN AGRICULTURE, ALLOWING FARMERS AND CONTRACTORS TO EXCHANGE DATA BETWEEN MACHINE APPLICATIONS AND AGRICULTURAL SOFTWARE APPLICATIONS FROM DIFFERENT MANUFACTURERS. EACH USER CAN CREATE A FREE PERSONAL AGRIROUTER ACCOUNT AND CONFIGURE IT INDIVIDUALLY. THE PATHS TO AND FROM WHICH DATA ARE TRANSFERRED ARE DEFINED BY THE USER ONLY IN THE SETTINGS MENU. A LIST OF PARTNERS AND ADDITIONAL INFORMATION CAN BE FOUND AT www.my-agrirouter.com. THE NEW VIRTUS CAN BE FITTED WITH ALL THE NECESSARY HARDWARE FROM FACTORY, EXISTING SAME TRACTORS MAY BE RETROFITTED SUBSEQUENTLY WITH THE REQUIRED COMPONENTS.





OPTIONS


ALL THE OPTIONS YOU NEED
TO CREATE A TAILOR-MADE
TRACTOR.



Another factor in the extreme versatility of the Virtus Stage V family is the complete freedom to choose the most suitable options for the specific needs of your job.

From a front loader to a smartphone holder for the cab, any accessory you want, whether large or small, can be selected for any tractor version while ordering you SAME Virtus. Configurable with a huge selection of tyre combinations, “Waffle” adjustable track or fixed track wheel rims, steering front mudguards and a choice of different trailer braking systems, Virtus tractors are the perfect solution for open field, inter-row and even municipal applications. The extensive list of options lets you create a Virtus tailor-made to cater for all the needs of your business.





Among the most highly acclaimed options available for the Virtus are the two front loader kits created to prepare the tractor for installation of a front loader. Working with the Virtus and a front loader is practical, safe and intuitive.

■ **A choice of two configurations for installing a front loader**

SAME Virtus tractors are available with a choice of 2 factory-installed kits allowing the tractor be fitted with a front loader: "Light kit" and "Ready kit". Both kits feature a special frame for mounting the front loader, while the Ready kit also adds a (mechanical or electronic) joystick integrated perfectly into the layout of the cab, and all the hydraulic and electric connections necessary. A dedicated 1000 Kg rear ballast weight is available to ensure correct weight distribution between the front and rear axles and protect the front axle against excess mechanical stress.




■ **SDD rapid steering system / EasySteer**

Two optional systems are also available for manoeuvring more quickly and less strenuously when working with a front loader, namely the SDD rapid steering system and EasySteer. Both systems make manoeuvring quicker and easier by reducing the number of steering wheel turns necessary to turn around. The EasySteer function is included in the Auto Guidance ready kit and, on machines equipped with the iMonitor, offers a choice of 4 different steering rates.



■ **High visibility roof**

The FOPS certified roof with high visibility hatch is indispensable for operators who use their tractor frequently to handle material with a loader fork. This roof comes with a headliner with 8 directional air vents (plus another 2 vents incorporated in the A-pillars), 2 demister vents for the windscreen and built-in speakers.



NEW TRANSMISSION

- New RVshift transmission with 20+16 Powershift speeds
- Powershift transmission up to 60+60 with 3 Powershift stages
- Front axle suspension and ASM management

NEW ENGINE

- FARMotion 45 engine
- Max. power with boost up to 143 Hp
- High value of power/torque even at low engine rpm



NEW TOPVISION CAB

- Mechanical cab suspension
- Ergonomic layout of all controls
- All-round visibility

NEW HYDRAULIC SYSTEM

- Up to 120 l/min with Load Sensing circuit
- Mixed spool valve configuration (mechanical + electronic)
- Up to 10 rear outlets, Power Beyond, 2 front outlets

	Powershift			RVshift			
	115	125	135	115	125	135	
ENGINE							
Model	FARMotion 45						
Emission level	Stage V			Stage V			
Cylinders/Displacement	n°/cc	4 / 3849			4 / 3849		
Turbocharger with charge air cooling		▲	-	▲	-		
VTG Turbocharger with charge air cooling		-	▲	-	▲		
VISCO cooling fan		▲	▲	▲	▲	▲	
e-VISCO cooling fan		-	○	○	○	○	
Injection @ pressure	Type/bar	Common Rail @ 2000			Common Rail @ 2000		
Max. power (ECE R120)	kW/HP	85.6 / 116	93 / 126	99.8 / 136	89.3 / 121	95 / 129	100.8 / 137
Max. power with Boost (ECE R120)	kW/HP	93 / 126	100 / 136	105 / 143	93 / 126	100 / 136	105 / 143
Power at rated speed (ECE R120)	kW/HP	81.2 / 110	88.2 / 120	94.6 / 129	84.7 / 115	90.1 / 123	95.6 / 130
Speed at maximum power	rpm	2000	2000	2000	2000	2000	2000
Max. engine speed (rated)	rpm	2200	2200	2200	2200	2200	2200
Max. torque with Boost	Nm	482	524	550	517	549	576
Max. torque	Nm	463	505	536	496	535	564
Speed at maximum torque	rpm	1600	1600	1600	1600	1600	1600
Air filter with dust ejector		▲	▲	▲	▲	▲	▲
Fuel tank capacity	l	160			160		
AdBlue capacity	l	12			12		
Oil change interval	Hours	600			600		
TRANSMISSION							
Model		PS transmission T5350	PS transmission T5441	RV Shift transmission T5441			
Transmission ratio		1,3133	1,3461	1,3417			
PowerShuttle with 5 different settings		▲			▲		
POWERSHIFT							
Gearbox	n°	5 gears x 2 or 3 Powershift steps			-		
N° of speed with 2 Powershift steps	n°	20 + 20	-		-		
N° of speed with 2 Powershift steps and Creeper		40 + 40	-		-		
N° of speed with 3 Powershift steps	n°	30 + 30			-		
N° of speed with 3 Powershift steps and Creeper		60 + 60			-		
Stop&Go		▲			-		
Automatic Powershift (APS)		○	▲	-			
Top speed 40 km/h ECO	rpm	1780			-		
RVSHIFT							
Gearbox		-			RVSHIFT		
N° of Powershift steps (FW + RW)	n°	-			20 + 16		
Creeper		-			○		
Cruise control	qty.	-			▲		
Stop&Go with advanced functionality		-			▲		
Automatic Powershift (APS)		-			▲		
Top speed 40 km/h SuperECO	rpm	-			1605		
Top speed 50 km/h ECO	rpm	-			1910		

- ▲ STD
- OPT
- Not available

		Powershift			RVshift		
		115	125	135	115	125	135
HYDRAULICS AND LINKAGE							
Pump flow (STD)	l/min	55	90		90		
Pump flow (OPT)	l/min	90	120 LS		120 LS		
Separate steering pump			▲		▲		
Spool valves controls	Type		Mechanical		Mechanical + Electronic		
Hydraulic auxiliary control valves (STD)	n°	3	3		3		
Hydraulic auxiliary control valves (OPT)	n°	4	up to 4 + 1 diverter rear / 1 diverter front		up to 5 rear / 1 diverter front / 1 for front lift		
Aux valves adjustable in time and flow - proportional engagement			-		○		
Power Beyond (standard couplers)		-	○		○		
Automatic lower link stabilisers (mechanical)			○		○		
Rear linkage lifting capacity (STD)	Kg	5410	5000		5000		
Rear linkage lifting capacity (OPT)	Kg	-	7000		7000		
Rear linkage lift category	Cat.	II	II / IIIN		II / IIIN		
External operation on rear fenders			▲		▲		
Front linkage			○		○		
Front linkage lifting capacity	Kg		3000		3000		
Hydraulic upper link rear			○		○		
Oil change interval	Hours		1200		1200		
PTO							
Rear PTO 540/1000		▲	-		-		
Rear PTO 540/540ECO/1000/1000ECO		○	▲		-		
Rear PTO 540/540ECO/1000			-		▲		
Rear auto PTO			▲		▲		
Groundspeed PTO with independent shaft			○		○		
Front PTO 1000			○		○		
AXLES AND BRAKES							
Model			SDF		SDF		
Suspended front axle			○		○		
Electro-hydraulic differential lock 100%			▲		▲		
ASM system		-	○		○		
Steering Double Displacement SDD			○		○		
Performance steering ready with EasySteer function			-		○		
Steering angle	degrees		55		55		
Brake booster (PowerBrake)			-		▲		
Mechanical parking brake			▲		-		
Hydraulic Parking Brake (HPB)			-		▲		
Pneumatic trailer brake			○		○ (aTBM system)		
Hydraulic trailer brake with DualMode function			○		○		
ABS socket			○		○		
Hydraulic Engine Brake (HEB)		-	○		○		
ELECTRICAL SYSTEM							
Voltage	V		12		12		
Standard battery	V / Ah		12 / 100		12 / 100		
Alternator	V / A		14 / 170		14 / 170		
Starter motor	V / kW		12 / 3		12 / 3		
External socket			▲		▲		
Interface for attachments 11786 (7-pole)			○		○		

	Powershift			RVshift		
	115	125	135	115	125	135
TOPVISION CAB						
4-pillar cab		TopVision	TopVision+		TopVision ^{Pro}	
Mechanical cab suspension		-	o		o	
Adjustable and telescopic rear view mirrors			▲		▲	
Heated and electronic adjustable rear view mirrors		-	o		o	
Air conditioning			o		o	
High visibility roof			o		o	
High visibility roof FOPS			o		o	
Multifunction satellite armrest			-		▲	
Multifunction satellite armrest with Advanced function			-		o	
Multifunction satellite armrest with MaxCom joystick			-		-	
iMonitor 3 with 8"			-		o	
AutoTurn			-		o	
XTEND			-		o	
ISOBUS (with rear and in-cab connectors)		-	o		o	
TIM (Tractor Implement Management)		-	o		o	
VRC (Variable Rate Control)		-	o		o	
SC (Section Control) 200 sections		-	o		o	
SR20 RTK receiver		-	o		o	
CTM connectivity module			o		o	
Attachment bracket			o		o	
Comfortip Professional			-		-	
Seat Max with mechanical suspension			▲		▲	
Seat Max-Professional Plus with pneumatic suspension			o		o	
Passenger seat			o		o	
Pre-arrangement for radio with antenna and loud speakers			▲		▲	
High-level DAB+ Radio with Bluetooth			o		o	
8x Halogen work lights on cab roof		o	▲		▲	
Up to 16x LED work lights			o		o	
Up to 2x Beacon light LED			o		o	
LED driving light			o		o	
FRONT LOADER						
Pre-arrangement light kit			o		o	
Pre-arrangement ready kit with mechanical joystick (including HydroFix)			o		o	
Pre-arrangement ready kit with electronic joystick (including HydroFix)			o		o	
Front loader model		FZ 41-29	FZ 41-33 FZ 43-27		FZ 41-33 FZ 43-27	
Overloading height	mm	3890	3890 4110		3890 4110	
Breakout force 800 mm before the pivot point	daN	3540	3850 3540		3850 3540	
DIMENSIONS AND WEIGHTS						
Front tyres (min.)		420/70 R24"	380/70 R24"		380/70 R24"	
Rear tyres (min.)		480/70 R34"	480/70R34"		480/70R34"	
Front tyres (max.)		440/65 R28"	540/65 R24"		540/65 R24"	
Rear tyres (max.)		540/65 R38"	600/65 R38"		600/65 R38"	
Wheelbase	mm	2480	2480		2510	
Length	mm	4425	4500		4530	
Height (max.)	mm	2785	2860		2860	
Width (max.)	mm	2374	2431		2431	
Ground clearance	mm	480	480		480	
Front axle width (flange to flange)	mm	1770	1770		1770	
Rear axle width (flange to flange)	mm	1740	1740		1740	
Unladen weight, front	kg	2000	2100		2200	
Unladen weight, rear	kg	2600	2900		3300	
Total unladen weight	kg	4600	5000		5500	
Wheel weights		o	o		o	
Maximum permissible axle load, front	kg	3000	3200		3200	
Maximum permissible axle load, rear	kg	5000	5000		5500	
Maximum permissible weight	kg	7500	8000		8500	






The technical data and images contained herein are indicative only. SAME reserves the right to modify its products at any time without prior notice.
Cod. 308.8905.3.1-0 - 03/2022

To find out more, visit same-tractors.com or talk to your dealer.



SAME is a brand of  SDF



SAME